



Thank you for purchasing SoC-It! While on the surface SoC-It is a simple Wi-Fi enabled, Art-Net/sACN to DMX converter, we hope you will find it to be an invaluable creative tool.

What will you use SoC-It for? We'd love to see it! Share what you create with us and the world by posting to our Facebook and Instagram!

FOLLOW ALONG

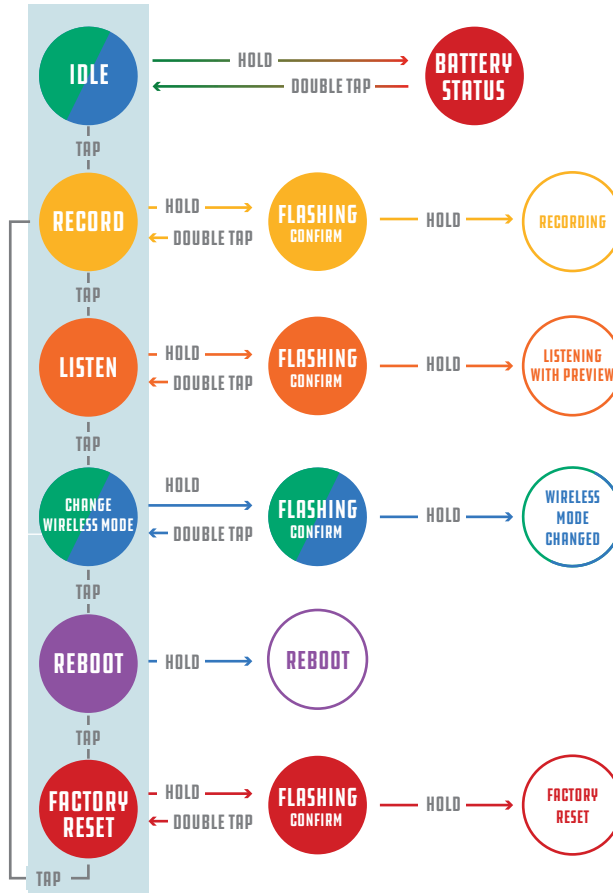
 @BLIZZARDLITES

 /BLIZZARDLIGHTING


NAVIGATING THE SOC-IT MENU

NEED A VISUAL AID?

Visit blizzardpro.com/@full to watch the in-depth tutorial



QUICKSTART GUIDE





GET THE APP

To fully utilize SoC-It, download its companion app, @Full



DOWNLOAD FOR ANDROID

<https://bit.ly/2LmJJDE>



DOWNLOAD FOR IOS

<https://apple.co/2qlr9op>



QUICK LAUNCH

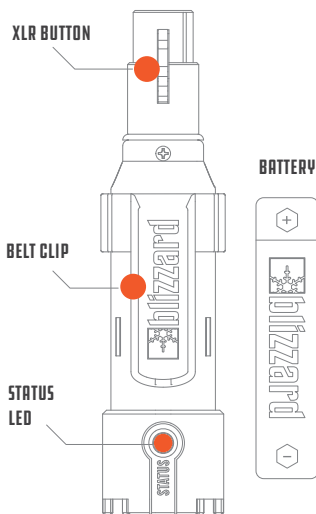
1// Install the battery (orange positive [+] points towards XLR (DMX) tab)

2// Plug in SoC-It with the super awesome USB cable (included)

3// Download the @Full app from App Store (iOS) or Play Store (Android)

4// Connect to 'My Little SoC-It' on your phone or tablet's Wi-Fi

Use password: iloveblizzardpro



FUNCTIONS

ON - Hold XLR button until the LED lights up

OFF - 5 quick taps on the button

PLAYBACK - Triple tap the button anytime to play the recorded show. The LED will flash **green for start** or **red for stop**.

MENU OPTIONS

IDLE - (Double tap or auto return after 12s)

GREEN - Connected to Wi-Fi (SSID)

GREEN FLASHING - Connecting

BLUE - Direct Connected (AP)

BLUE FLASHING - Connecting

YELLOW FLASHING - Error, check password

BATTERY STATUS (IDLE ONLY)

HOLD BUTTON - Count the red pulses.

1 = Battery Low ... 5 = Battery Full

DOUBLE TAP - 3 red flashes (Not Charging)
Slow red flashes (Charging)

RECORD - LED will turn white while deleting the old file. It will then **flash yellow** 3 times before turning **red (recording)**. To stop, double tap the button.

LISTEN - Turn the LED into a 4-channel fixture.
DMX: Ch1=Dimmer and Ch2-4 = RGB

CHANGE WIRELESS MODE

Blue = Change to Direct Connection (AP)
or **Green** = Change to Wi-Fi (SSID)

FAQS

Q: Why won't my SoC-It turn on?

A: The SoC-It needs to be hooked up to USB power if the battery has been disconnected or is completely dead.

Q: Why isn't my SoC-It charging?

A: If the SoC-It is OFF, the LED will not turn on but it is still charging. To verify, turn it on and check the battery status.

A: A 750mah minimum charger is required.

Q: How do I ensure my SoC-It is receiving the correct DMX messages?

A: Enable the LISTEN function and test with @Full.

Q: Why is my SoC-It not connecting to my device?

A: SoC-It is 2.4GHz only, so the SoC-It will not connect to a 5GHz network.

A: Try turning your phone's mobile data off and try again.

A: Make sure your SoC-It is not playing a recorded show (see PLAYBACK function).

A: Network SSID names are case sensitive. Double check and try again.